



Class 79




1. Start at cone
2. Walk halfway to judge. Stop.
3. Back 4 steps. Walk to judge.
4. Set up, inspection
5. After inspection, 90° walk to exit

Classes 80,81,84,85 & 91



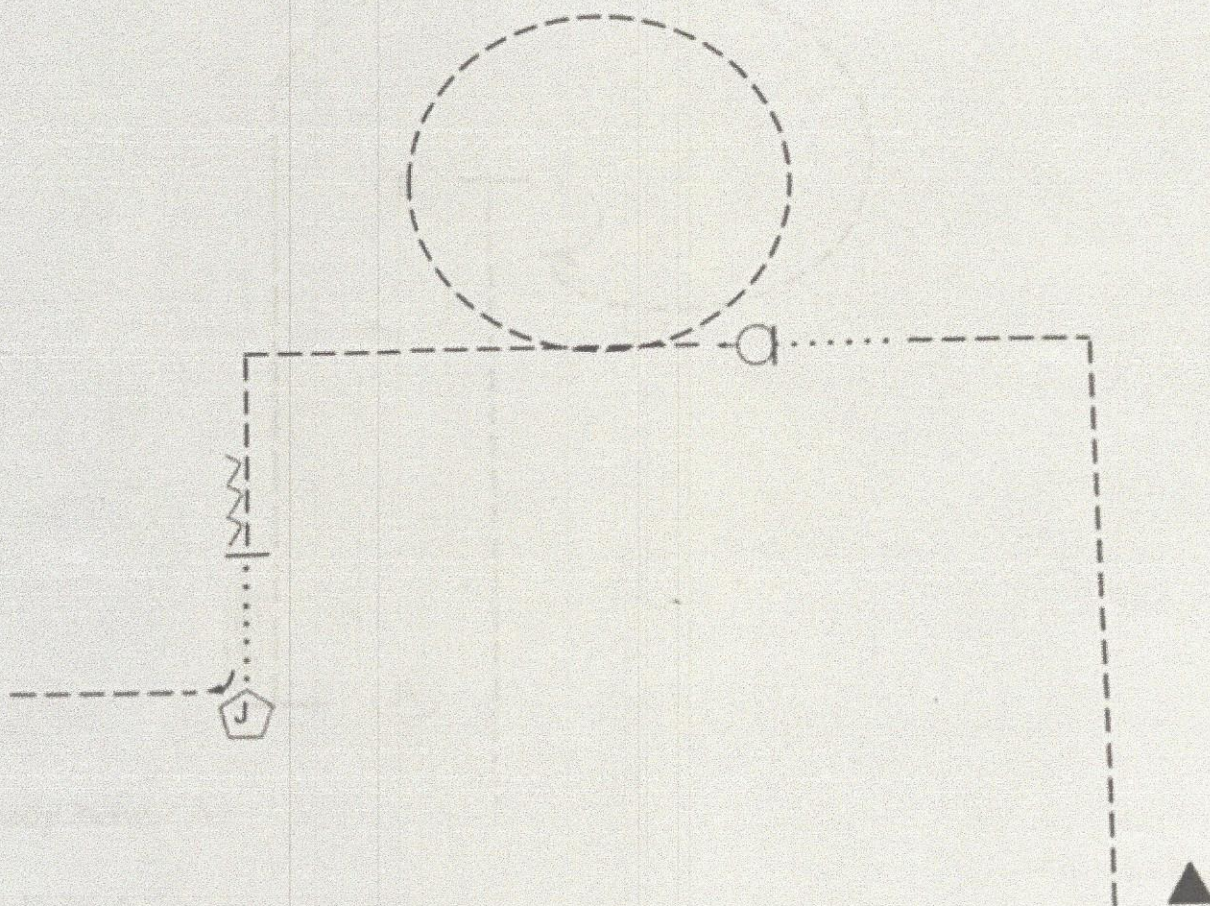
1. Start at cone facing exit
2. Back 4 steps. Perform 180
3. Trot halfway to judge then break to walk
4. Stop & set up, inspection
5. After inspection 90 & trot to exit

Classes 82,86,87,90,92



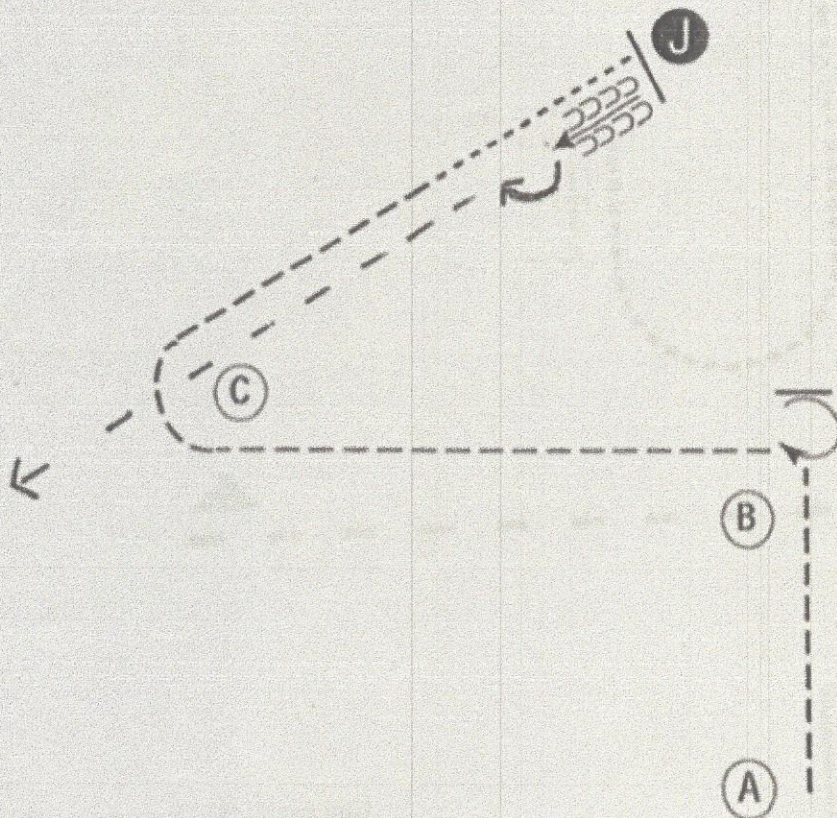
- 1) Be ready at start cone. Trot straight line, corner left, Stop. 360°
- 2) Trot straight, corner left, continue trotting halfway to judge.
- 3) Stop, back.
- 4) Walk to judge.
- 5) Setup, inspection.
- 6) Upon completion of inspection, complete a 90 degree turn.
- 7) Pattern complete, exit at a trot.

Classes 83,88 & 89



- 1) Be ready at start cone. Trot straight line, corner left.
- 2) Break to a walk, walk five steps.
- 3) Stop, complete a 360 degree turn.
- 4) Trot a circle to the right.
- 5) Continue straight, corner left, continue trotting halfway to judge.
- 6) Stop, back.
- 7) Walk to judge, stop.
- 8) Setup
- 9) Inspection
- 10) Upon completion of inspection, complete a 90 degree turn & exit at a trot.

English SMS class 94

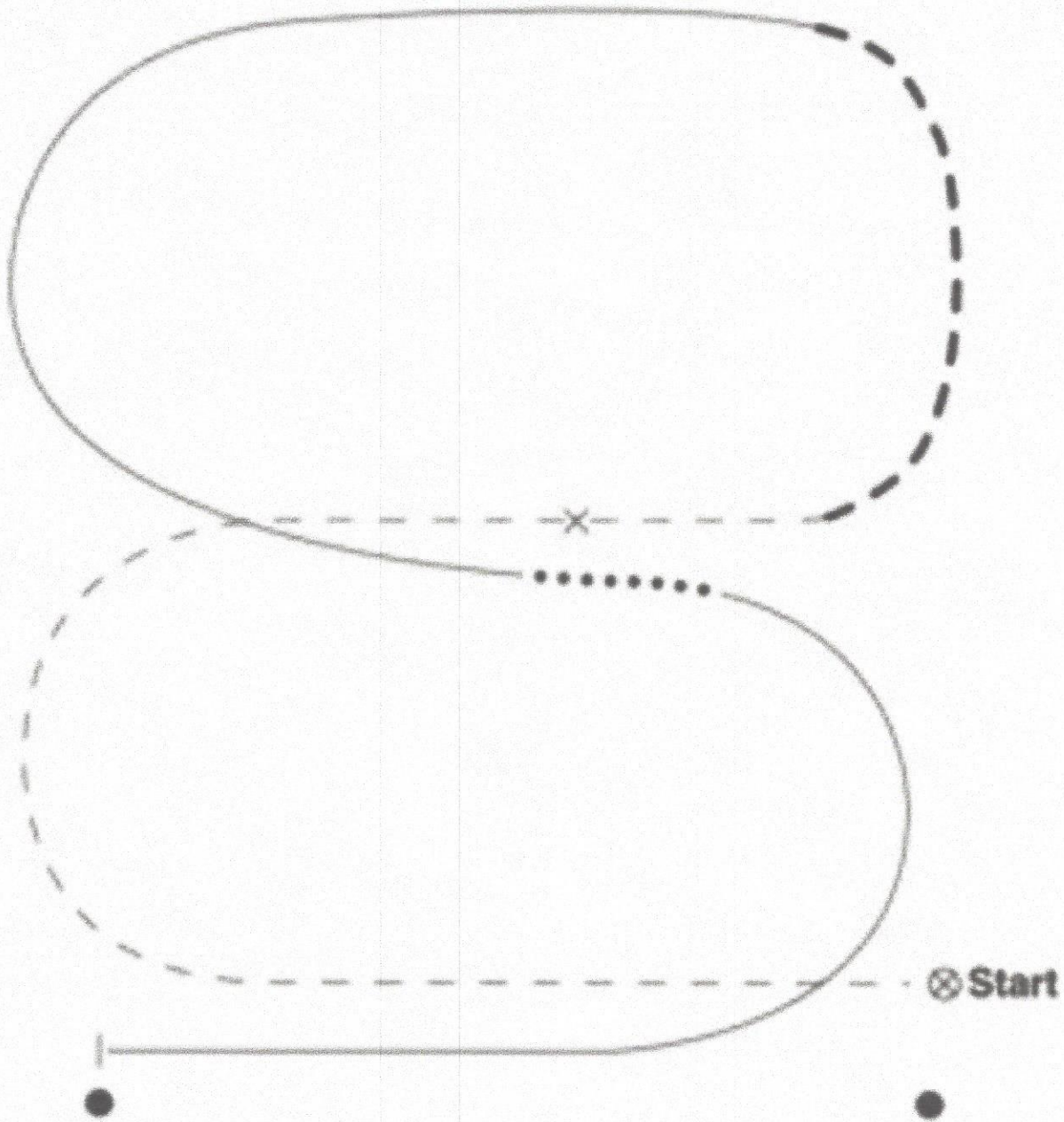


Be ready at A.

1. Trot from A past B.
2. Stop and perform 270 degree turn.
3. Trot around C. Break to a walk half way to the Judge.
4. Walk to Judge, stop and set up for inspection.
5. When dismissed back one horse length.
6. Perform a 180 degree turn and trot to exit.

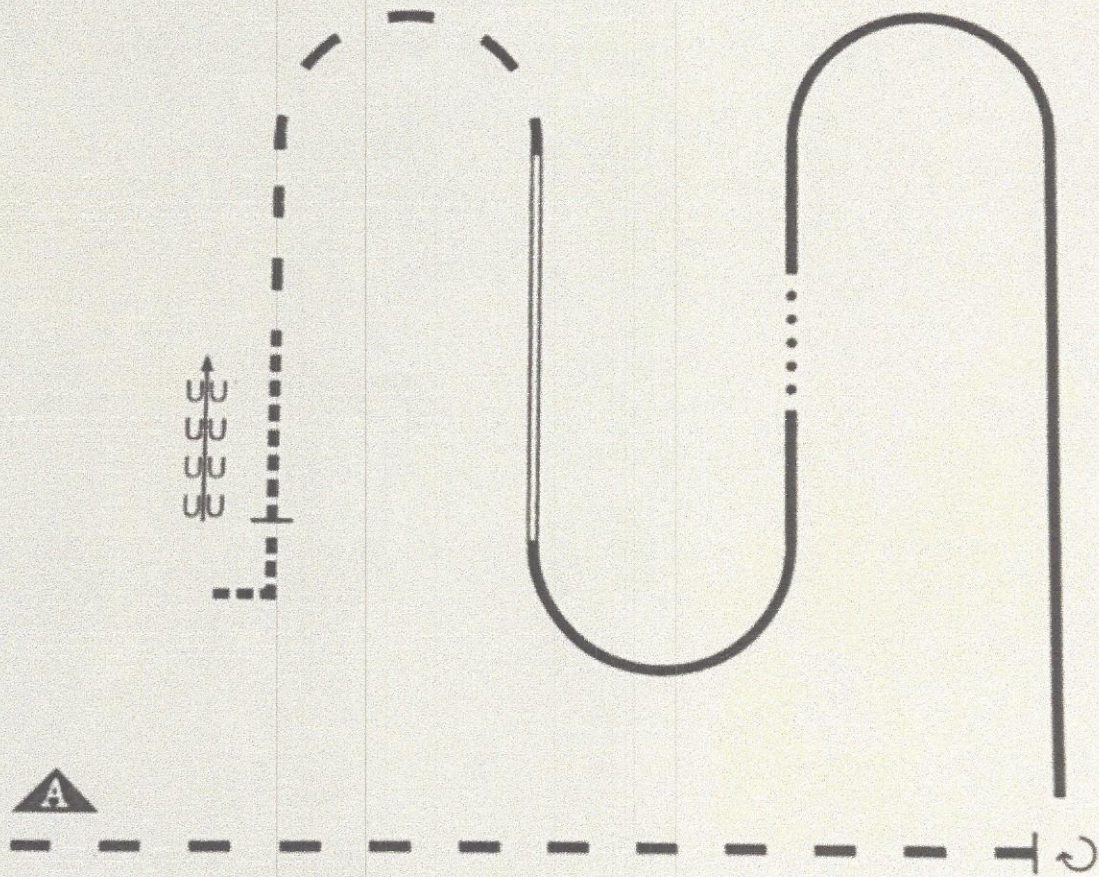
Walk	-----
Trot	- - - - -
Back	← ← ← ← ← → → → → →
Marker	ⓑ
Judge	ⓙ

Classes 145, 147, 149, 151



1. Left diagonal
2. Change diagonals for 2-4 strides
3. Sitting trot
4. Canter left lead
5. Walk
6. Canter right lead
7. Stop
8. Exit at walk or trot

Classes 146, 148, 150

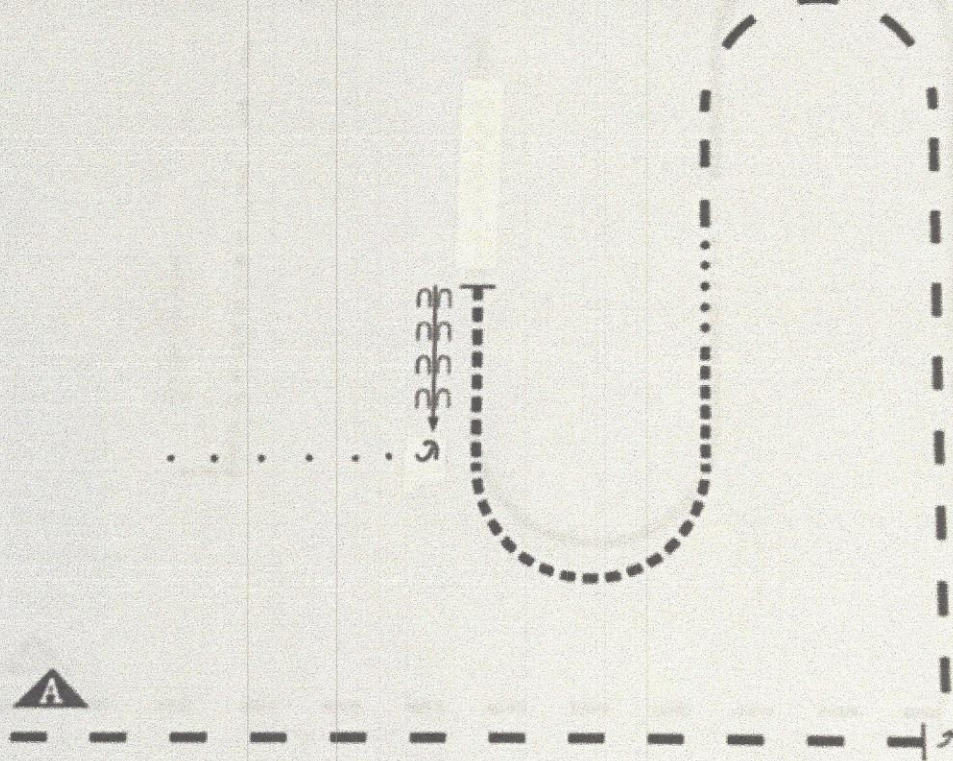


1. Posting trot left diagonal.
2. Stop. Perform a 270° turn right on forehand.
3. Canter left lead.
4. Walk 4-5 steps.
5. Canter right lead.
6. Hand gallop right lead.
7. Posting trot right diagonal.
8. Sitting trot.
9. Stop and back one horse length.
10. Exit at sitting trot.

.....	Walk
-----	Sitting Trot
- - - - -	Trot
	Two Point Trot
—————	Canter
=====	Hand Gallop
////	Change Lead
← 3 3 3 3	Back
▲	Cone

ALL WALK TROT

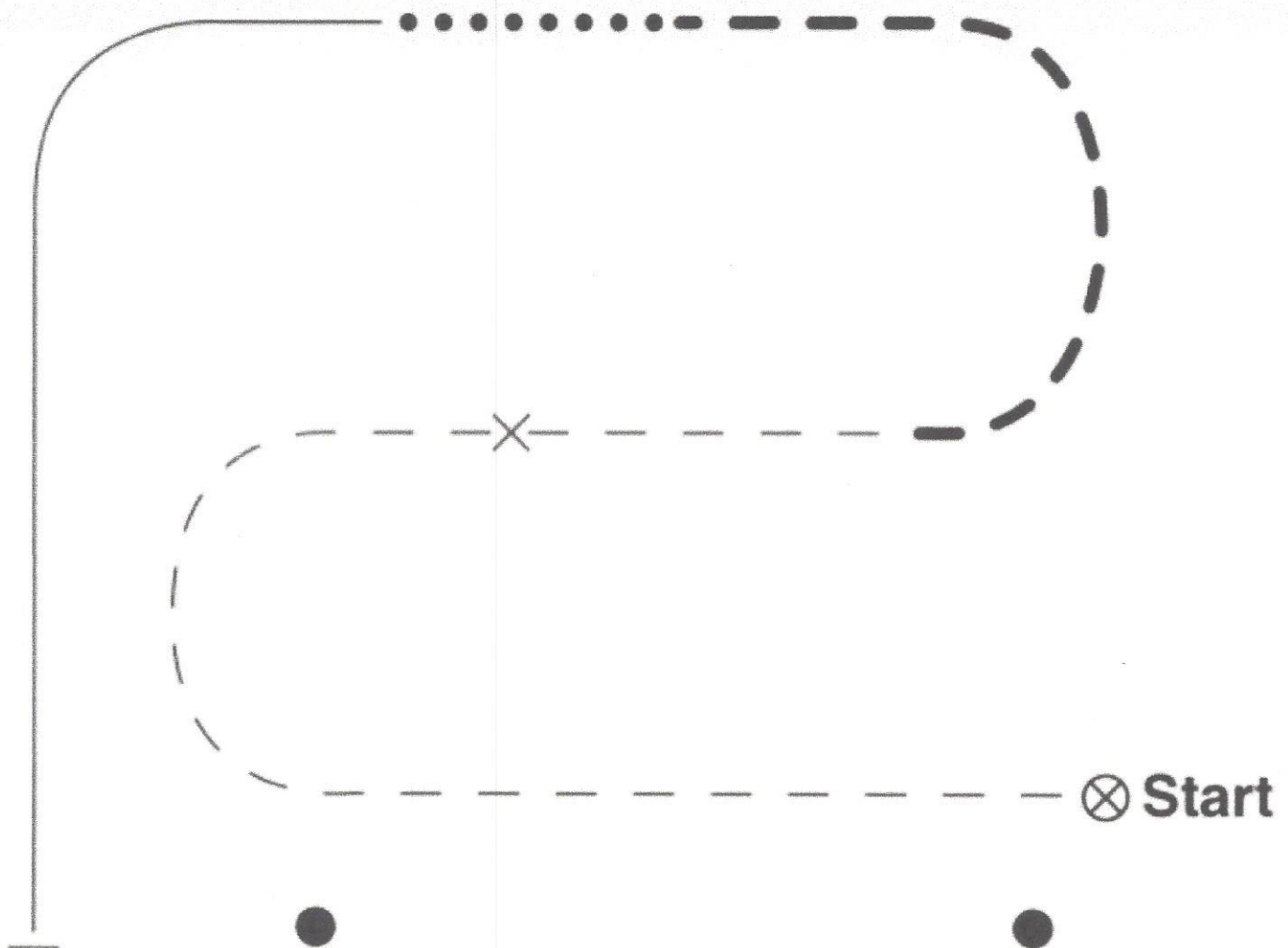
152, 153, 154, 158, 159, 160



1. Posting trot left diagonal.
2. Stop. Perform a 90° turn left on forehand.
3. Posting trot right diagonal.
4. Walk 4-5 steps.
5. Sitting trot.
6. Stop and back one horse length.
7. 90° turn left on forehand
8. Walk to Exit

.....	Walk
-----	Sitting Trot
- - - - -	Trot
	Two Point Trot
=====	Canter
=====	Hand Gallop
///	Change Lead
← 3 3 3 3	Back
▲	Cone

Classes 155,156,157



1. Left diagonal
2. Change diagonal for 2-4 strides
3. Sitting trot
4. Walk
5. Canter left lead
6. Exit at walk or trot