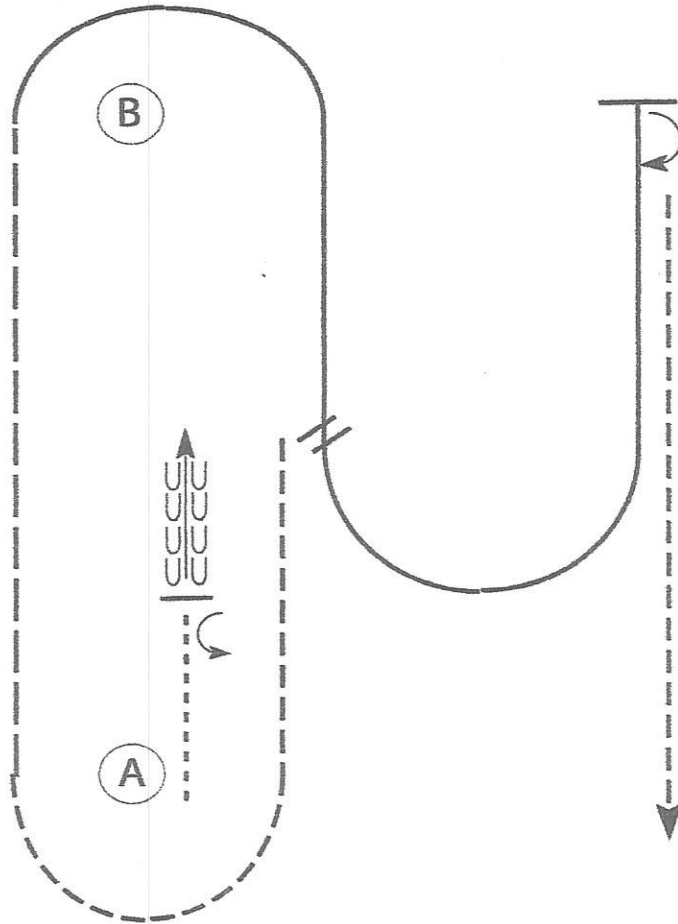


OPPORTUNITY CLASSIC
BAREBACK HORSEMANSHIP (YA 18 & Under - NP)
CLASSES 208 - 209

www.HorseShowPatterns.com

www.HorseShowPatterns.com

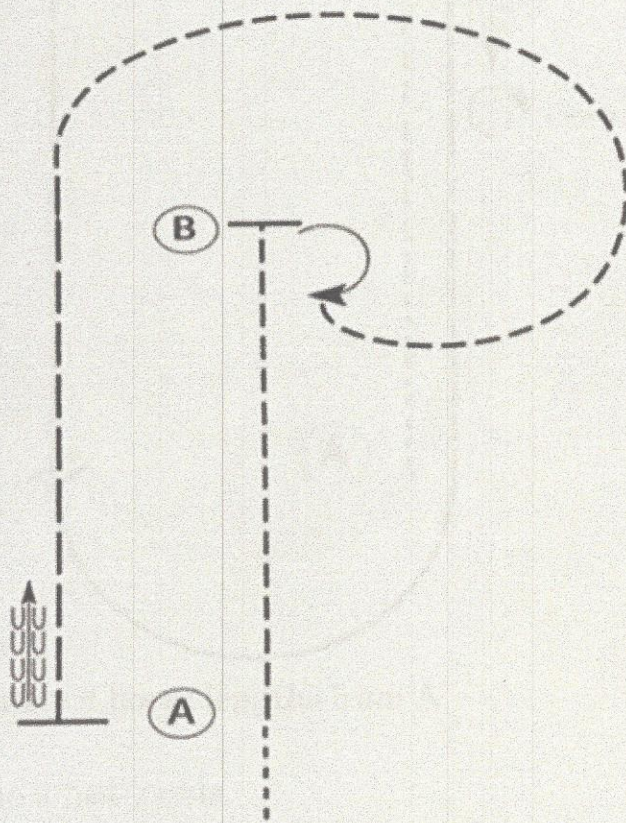


Be ready at A.

1. Walk approximately two horse lengths forward.
Stop and perform a 1/2 turn left.
2. Back approximately two horse lengths then jog to and around A.
3. Extend the jog to B.
4. Right lead lope around B and halfway to A.
5. Perform a simple lead change and lope a half circle until even with B.
6. Stop and perform a 180 degree turn to the right and jog to finish.

Walk	-----
Jog	- - - - -
Extended Jog	—————
Lope	
Lead Change	//
Back	← — — — —
Marker	ⓑ

Classes 236,237,238,246,250



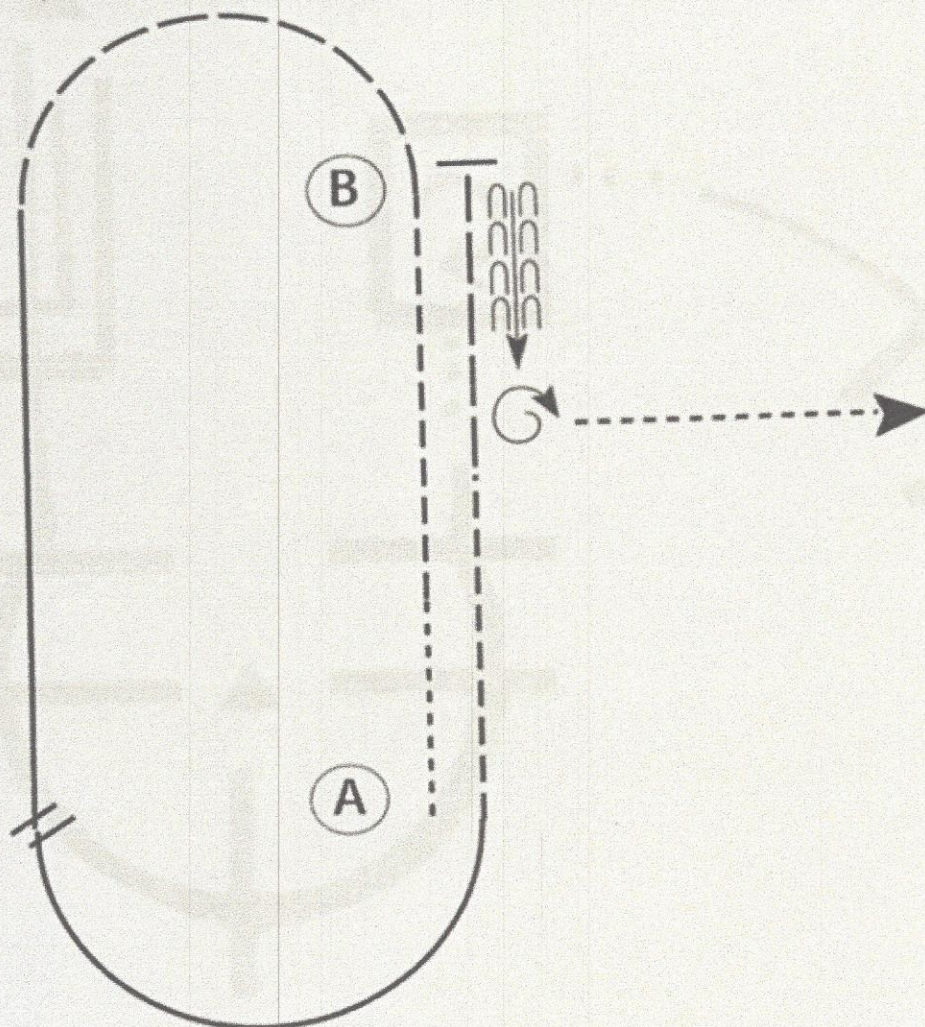
Be ready before A.

1. Walk to A.
2. Jog to B.
3. Turn 180 degrees to the right.
4. Jog back around to B.
5. Extend the jog from B to A.
6. Stop at A and back approximately one horse length.

Follow the instructions of your ring steward.

Walk	-----
Jog	- - - - -
Extended Jog	- - - - -
Lope	—————
Leg Yield	
Lead Change	↘
Back	← ↪ ↪
Marker	Ⓚ
Sidepass	←-----→

Classes 240,241,243

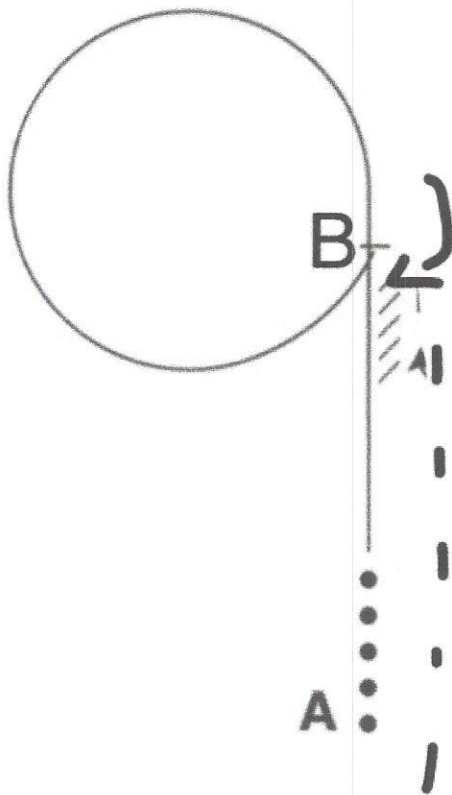


Be ready at A.

1. Walk approximately 2 horse lengths from A.
2. Jog to B.
3. Extend the jog in a half circle.
4. Lope on the right lead until even with A.
5. Perform a lead change.
6. Lope on the left lead until even with A.
7. Jog halfway to B..
8. Extend the jog to B.
9. Stop at B and back approximately one horse length.
10. Perform a 1 1/4 turn to the right and walk straight away.

Walk	-----
Jog	-----
Extended Jog	-----
Lope	—————
Lead Change	
Back	
Marker	(B)

Classes 239,242,244,245,247,248,249



1. Walk two horse lengths
2. Lope left lead to **B**
lope a cadenced circle to the left
3. Close circle and stop, back one horse length
4. 180 haunch turn right & jog to exit